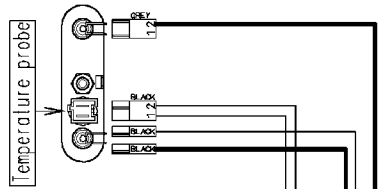
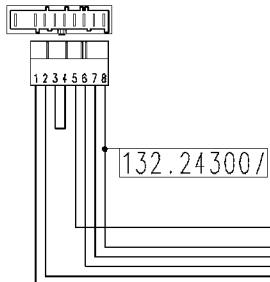


Door safety interlock

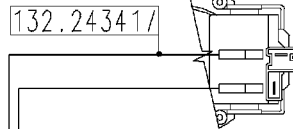
Heating elements



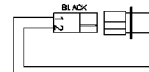
Motor



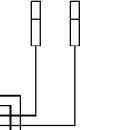
Drain pump



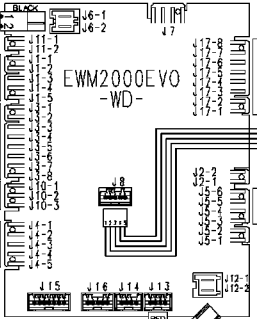
Temperature probe (umidity control)



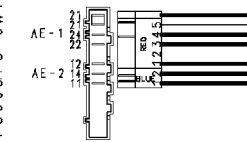
Fan Motor



MAIN ELECTRONIC BOARD



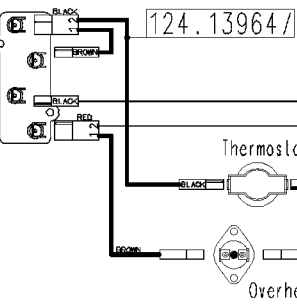
Pressure switch



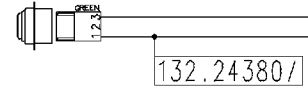
Analogic pressure level




Heating elements (drying)



Temperature probe (drying)



Anti-interference filter



132.24810/

132.24365/

132.24820/

Motor earth

Heating element earth

132.24320/

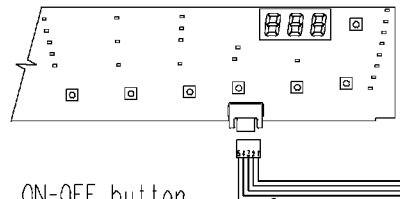
Wash valve
Prewash valve
Condensation valve



132.24352/

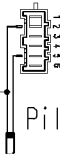
132.12803/

USER INTERFACE BOARD



124.93311/

ON-OFF button



37928556/

Pilot lamp

