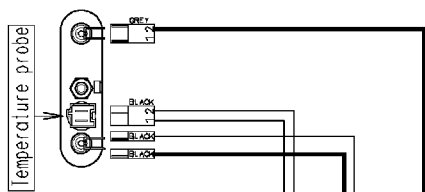


Heating elements

Recirculation pump

Door safety interlock

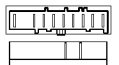


132.24330/

132.12760/

Drain pump

Motor



132.24310/

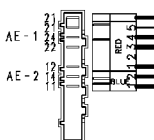
Temperature probe (umidity control)

Fan Motor

MAIN ELECTRONIC BOARD

EWM2000EVO  
-WD-

Pressure switch



Analogue pressure level



132.24353/

132.12801/

Heating elements (drying)

124.13960/



Overheat protection thermostat

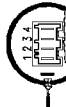
Temperature probe (drying)



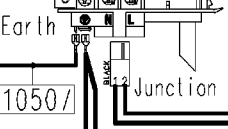
132.24370/

Anti-interference filter

132.24361/



124.12011/



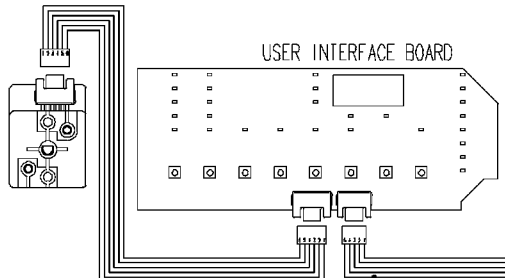
124.11050/

Drying pipe earth  
Controls support earth

124.34050/

Tub Earth

Motor earth  
Heating element earth



USER INTERFACE BOARD

124.93313/

124.93311/

Wash valve  
Prewash valve  
Condensation valve



132.24320/

ON-OFF button

37928556/

Pilot lamp