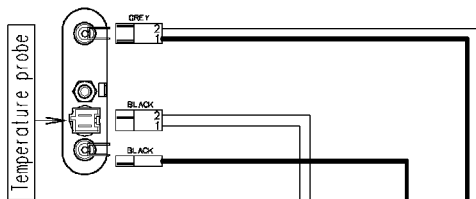
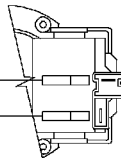
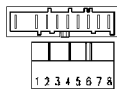


Heating elements (washing)

Door safety interlock



Motor



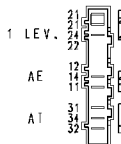
Drain pump

132.12600/

132.12710/

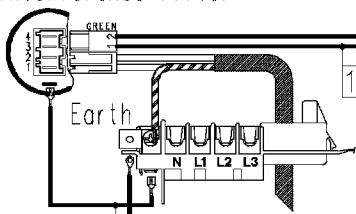
MAIN ELECTRONIC BOARD

Pressure switch



132.12620/

Anti-interference filter



132.12730/

132.12806/

124.11050/

Junction box

124.34040/

Tub earth

Heating element earth

Motor earth

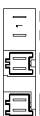
124.80380/

132.02791/

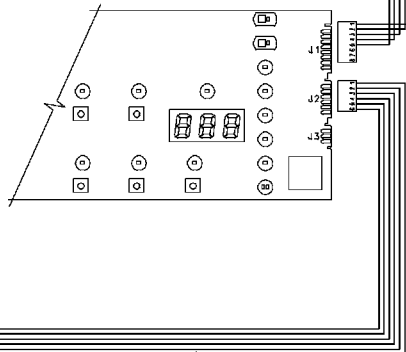
Programme selector

132.12640/

Wash valve
Prewash valve
Bleaching valve



USER INTERFACE BOARD



124.93313/