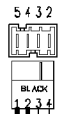
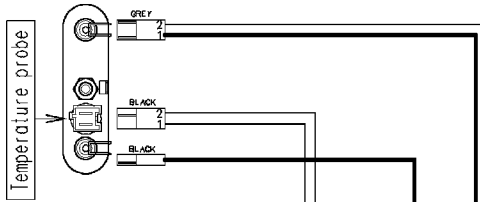
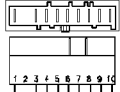


Heating elements (washing)

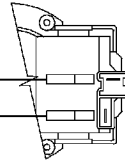
Door safety interlock



Motor



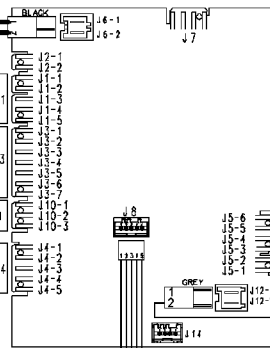
Drain pump



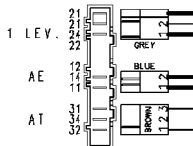
132.12652/

132.12610/

MAIN ELECTRONIC BOARD

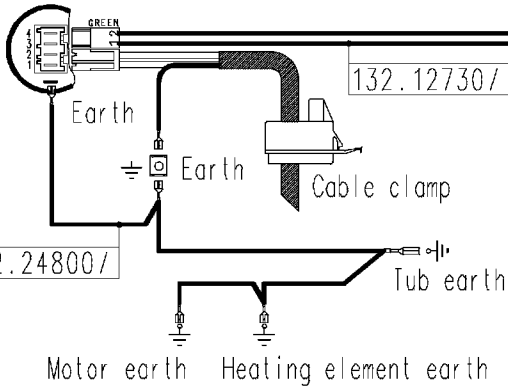


Pressure switch



132.12620/

Anti-interference filter

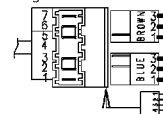


132.12806/

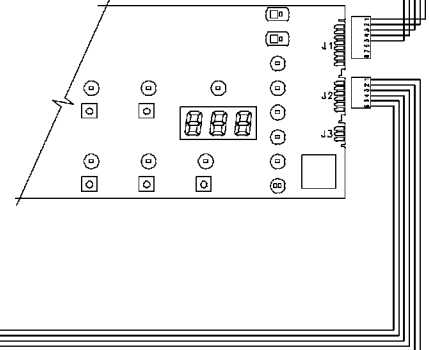
124.80380/

132.02791/

Programme selector



USER INTERFACE BOARD



Prewash valve

Wash valve



132.12630/

124.93313/