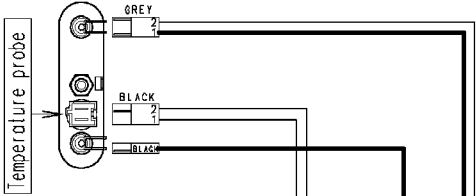
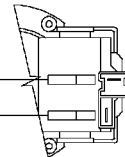
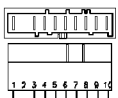


Door safety interlock

Heating elements



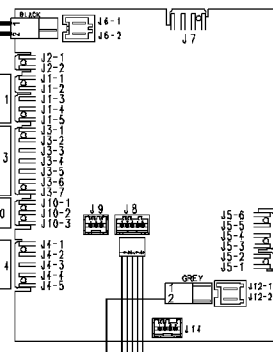
Motor



Drain pump

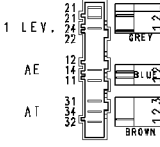
132.12672/

MAIN ELECTRONIC BOARD



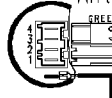
132.12610/

Pressure switch



132.12620/

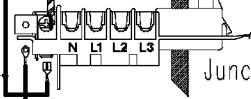
Anti-interference filter



132.12745/

Earth

124.11050/



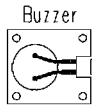
Junction box

124.34040/

Tub earth

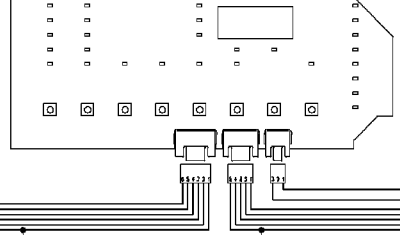
Heating element earth

Motor earth

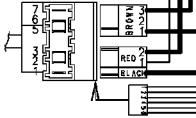


124.93314/

USER INTERFACE BOARD



Programme selector



132.12630/

132.12808/

124.93311/

Prewash valve  
Wash valve

