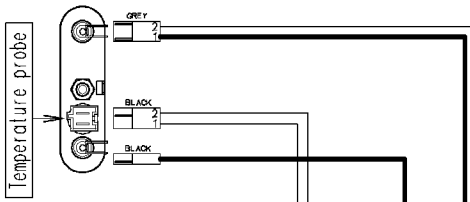
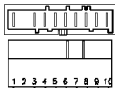


Heating elements (washing)

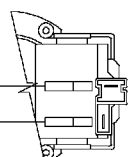
Door safety interlock



Motor



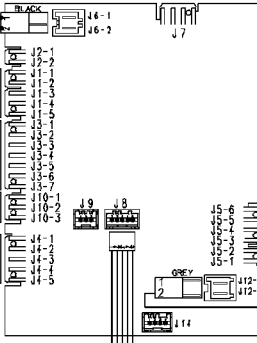
132.12610/



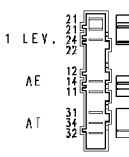
Drain pump

132.12650/

MAIN ELECTRONIC BOARD

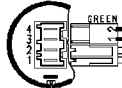


Pressure switch



132.12620/

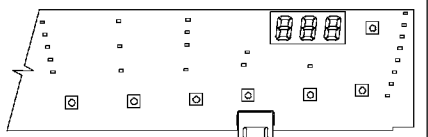
Anti-interference filter



Earth

132.12732/

USER INTERFACE BOARD



124.93311/

124.11050/

Junction box

124.96300/

124.96290/

Tub earth

Motor earth

Heating element earth

ON-OFF button



37928556/

Pilot lamp

132.12630/

Prewash valve



Wash valve

