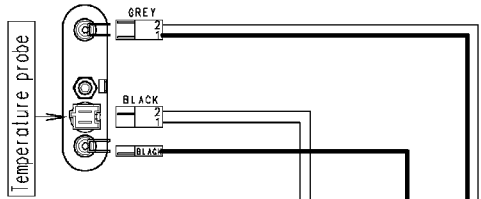
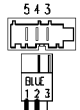


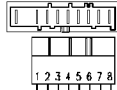
Heating elements



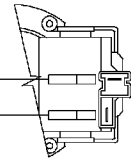
Door safety interlock



Motor



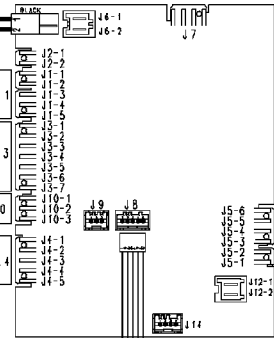
Drain pump



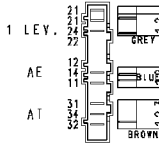
132.12682/

132.12600/

MAIN ELECTRONIC BOARD

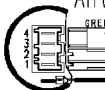


Pressure switch



132.12620/

Anti-interference filter

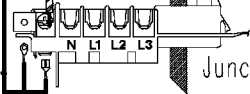


132.12745/

Earth

124.11050/

124.34040/



Junction box

Tub earth

Heating element earth

Motor earth

132.12632/

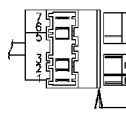
Prewash valve

Wash valve



USER INTERFACE BOARD

Programme selector



132.12808/

124.93311/