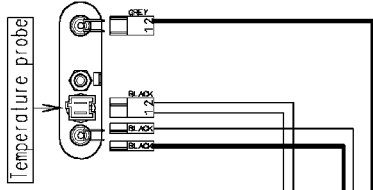


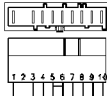
Recirculation pump

Door safety interlock

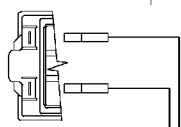
Heating elements



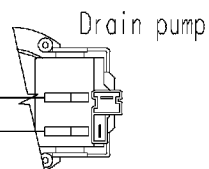
Motor



132.24311/

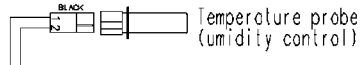


132.12760/



132.24340/

Drain pump

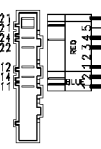


Temperature probe (umidity control)



Fan Motor

Pressure switch

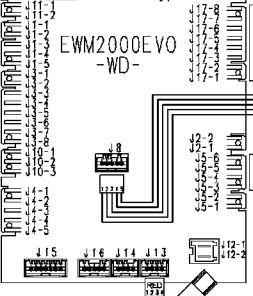


Analogic pressure level

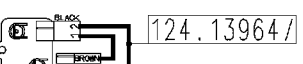


MAIN ELECTRONIC BOARD

EWM2000EVO -WD-



Heating elements (drying)



124.13964/

Thermostat



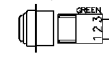
Overheat protection thermostat



132.12803/

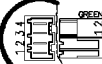
132.24352/

Temperature probe (drying)



132.24380/

Anti-interference filter




132.24360/

Earth



124.11050/

Junction box



Drying pipe earth

Controls support earth

Tub Earth

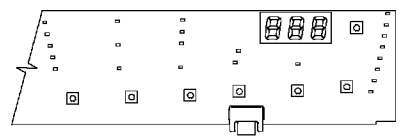
124.34051/

Motor earth

Heating element earth

132.24320/

- Wash valve
- Prewash valve
- Condensation valve



ON-OFF button

124.93311/

37928556/



Pilot lamp