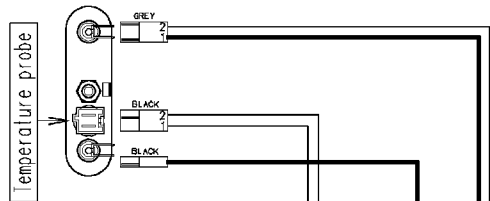


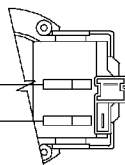
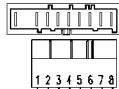
Heating elements (washing)

Door safety interlock



Motor

Drain pump

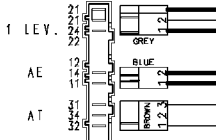


132.12662/

132.12600/

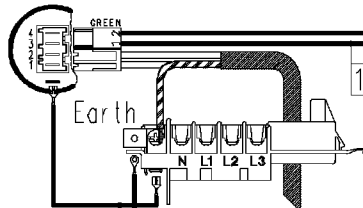
MAIN ELECTRONIC BOARD

Pressure switch



132.12620/

Anti-interference filter



132.12730/

132.12806/

124.11050/

Junction box

124.34040/

Tub earth

Heating element earth

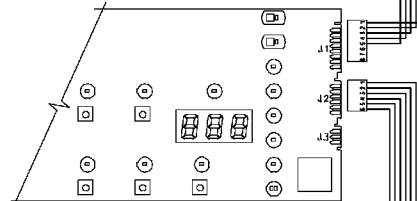
Motor earth

124.80380/

132.02791/

Programme selector

USER INTERFACE BOARD



132.12630/

124.93313/

Prewash valve

Wash valve

