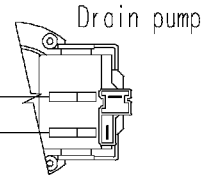
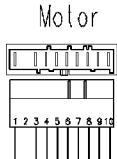
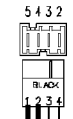
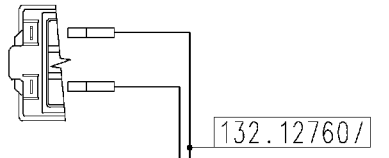
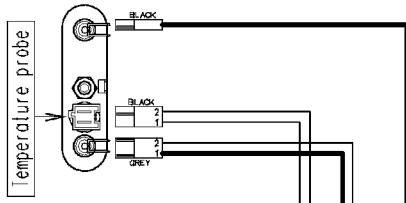


Heating elements

Recirculation pump

Door safety interlock



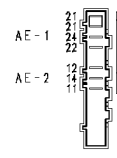
132.12844/

132.12615/

MAIN ELECTRONIC BOARD

EWM2000 EVO WM

Pressure switch



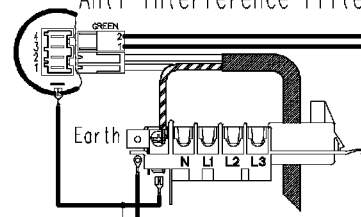
Analogic pressure level



132.12801/

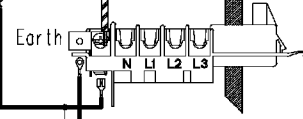
132.12672/

Anti-interference filter

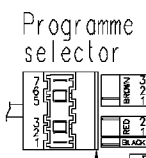


132.12782/

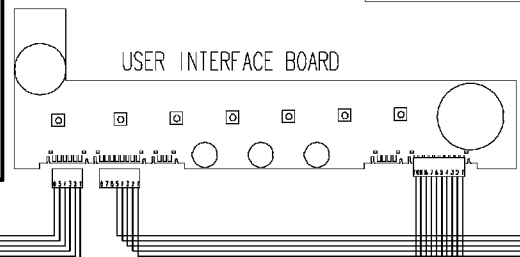
132.12806/



124.11050/ Junction box



132.12805/



124.96302/ 124.96290/ Tub earth

Motor earth Heating element earth

132.12630/

