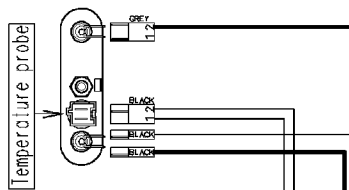


Heating elements

Recirculation pump

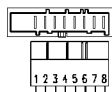
Door safety interlock



132.24330/

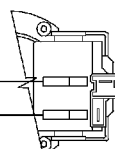
132.12760/

Motor

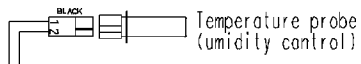


132.24300/

132.24330/



Drain pump



Temperature probe (umidity control)

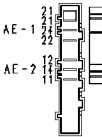
Fan Motor



MAIN ELECTRONIC BOARD

EWM2000EVO -WD-

Pressure switch



Analogic pressure level



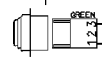
Heating elements (drying)

124.13960/



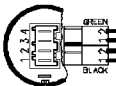
Overheat protection thermostat

Temperature probe (drying)

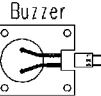


Anti-interference filter

132.24361/

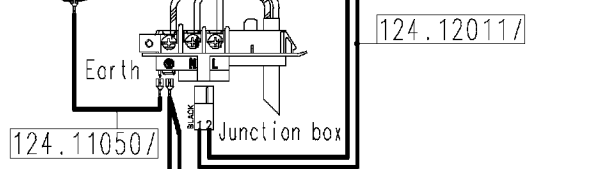


132.24370/



Buzzer

124.93314/



124.12011/

124.11050/

124.34050/

Motor earth Heating element earth

USER INTERFACE BOARD

124.93313/

124.93311/

ON-OFF button



37928556/

Pilot lamp

Wash valve
Prewash valve
Condensation valve

132.24320/