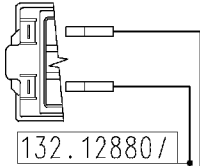


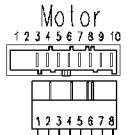
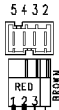
Recirculation pump



Temperature Probe

Heating elements (washing)

Door safety interlock



Drain pump

WIRES ORANGE

MAIN ELECTRONIC BOARD

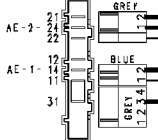
Analogic pressure level

124.96350/

124.96420/

Air chamber on tub

Pressure switch



132.12390/

Anti-interference filter

132.02061/

USER INTERFACE BOARD

132.12806/

Earth

124.11050/

124.80380/

Programme selector

Junction box

132.02790/

Buzzer

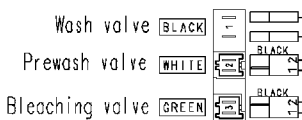
124.93314/

124.34040/

124.93313/

Motor earth

Heating element earth



WIRES BLUE