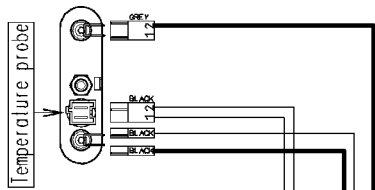
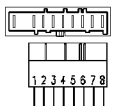


Heating elements

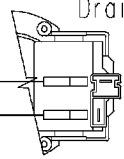


Motor



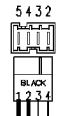
132.24300/

Drain pump



132.24341/

Door locked lamp

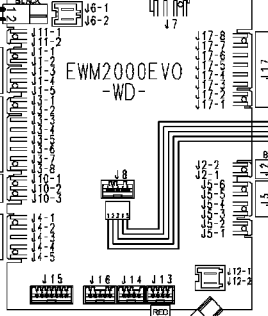


37928593/

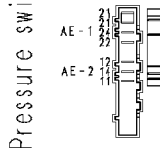
Fan Motor



MAIN ELECTRONIC BOARD



Pressure switch

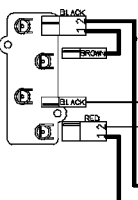


Analogic pressure level



132.12803/

Heating elements (drying)



124.13964/

132.24352/

Thermostat



Overheat protection thermostat

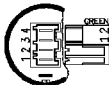


Temperature probe (drying)



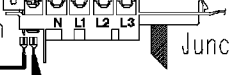
132.24380/

Anti-interference filler



132.24360/

Earth



Junction box

124.11050/

Drying pipe earth

Controls support earth

Tub Earth

124.34050/

Motor earth

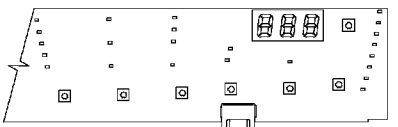
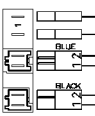
Heating element earth

132.24320/

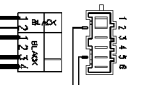
Wash valve

Prewash valve

Condensation valve



ON-OFF button



124.93311/

37928556/

Pilot lamp

