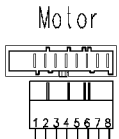
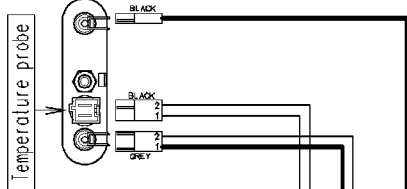


Heating elements

Recirculation pump

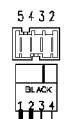
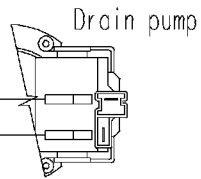
Door safety interlock



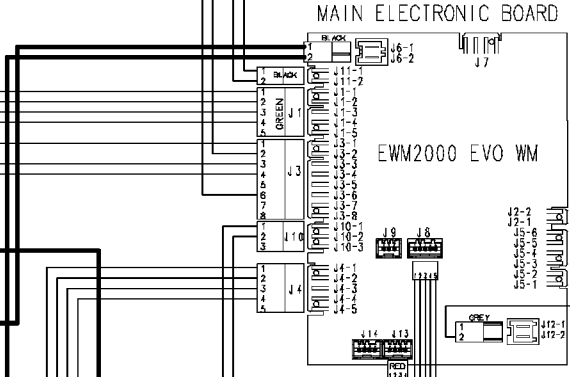
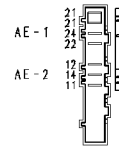
132.12603/

132.12842/

132.12760/



Pressure switch



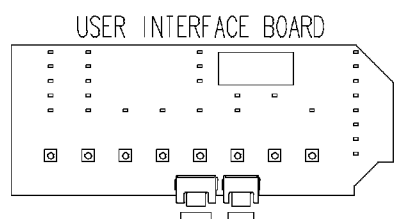
132.12672/

Analogic pressure level

132.12801/

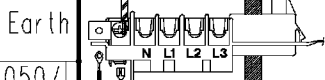


132.12744/



132.12808/

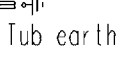
124.93311/



124.11050/

Junction box

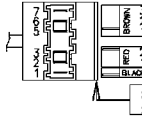
124.34042/



Motor earth

Heating element earth

Programme selector



132.12630/

