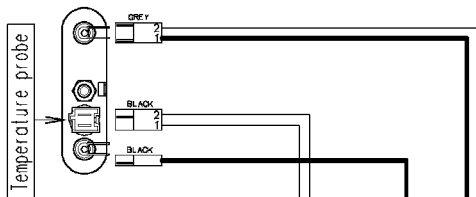


Heating elements (washing)

Door safety interlock



Motor

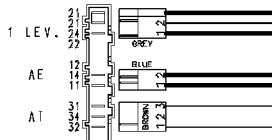
Drain pump

132.12710/

132.12600/

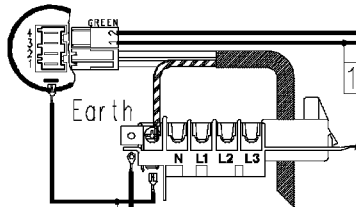
MAIN ELECTRONIC BOARD

Pressure switch



132.12620/

Anti-interference filter



132.12730/

124.11050/

Junction box

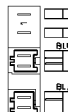
124.34040/

Tub earth

Heating element earth

Motor earth

Wash valve  
 Prewash valve  
 Bleaching valve



124.80380/

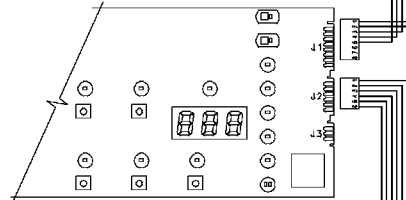
132.02791/

Programme selector

132.12641/

132.12806/

USER INTERFACE BOARD



124.93313/

