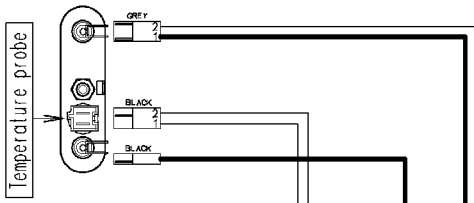


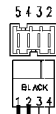
Heating elements (washing)

Door safety interlock

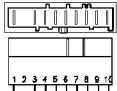


Door locked lamp

37928592/



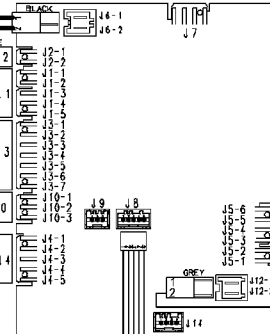
Motor



Drain pump

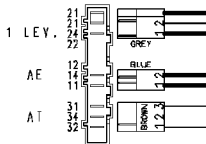
132.12650/

MAIN ELECTRONIC BOARD



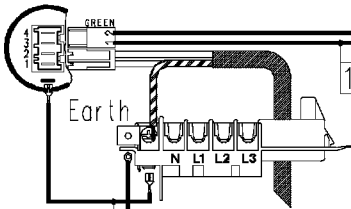
132.12610/

Pressure switch



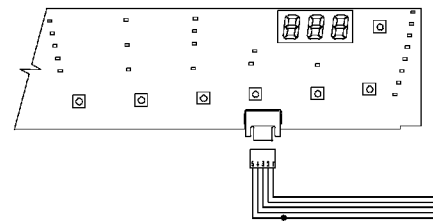
132.12620/

Anti-interference filter



132.12732/

USER INTERFACE BOARD



124.93311/

124.11050/

Junction box

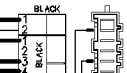
124.34040/

Tub earth

Heating element earth

Motor earth

ON-OFF button



37928556/

Pilot lamp

132.12632/

Prewash valve  
Wash valve

