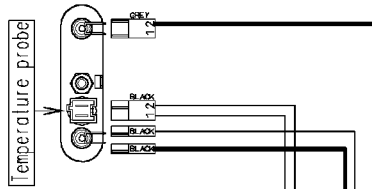
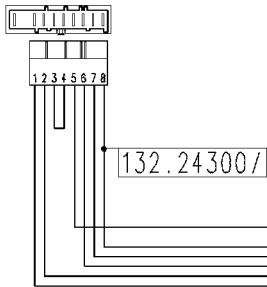


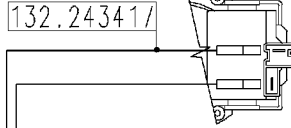
Heating elements



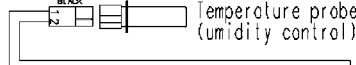
Motor



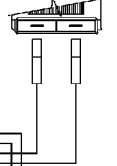
Drain pump



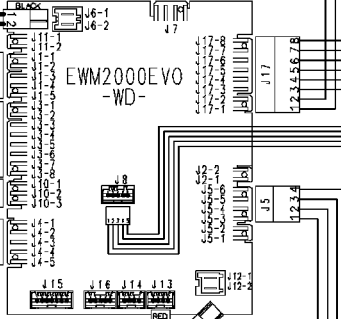
Temperature probe (umidity control)



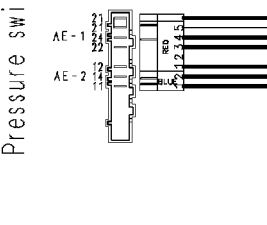
Fan Motor



MAIN ELECTRONIC BOARD



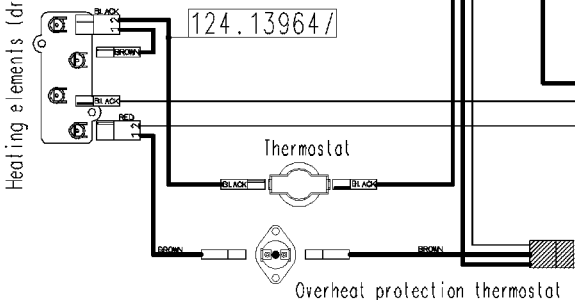
Pressure switch



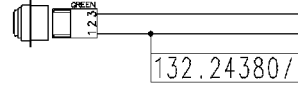
Analogic pressure level



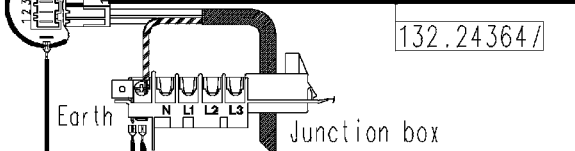
Heating elements (drying)



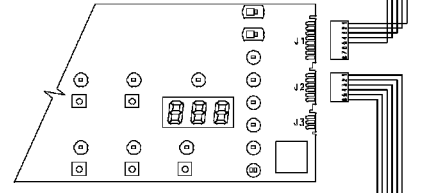
Temperature probe (drying)



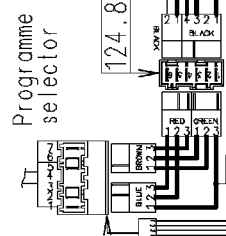
Anti-interference filter



USER INTERFACE BOARD



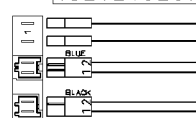
Programme selector



Wash valve

Prewash valve

Condensation valve



124.11050/

124.34050/

132.24364/

132.24320/

124.80380/

132.02791/

124.93313/

132.24300/

132.24341/

132.12803/

132.24350/

132.24380/

132.12806/

5432  
BLACK  
1 2 3 4