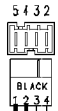
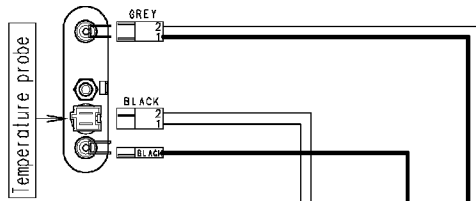
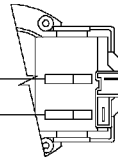
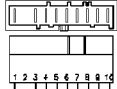


Door safety interlock

Heating elements



Motor

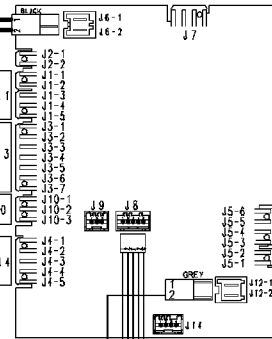


Drain pump

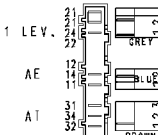
132.12672/

132.12610/

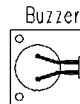
MAIN ELECTRONIC BOARD



Pressure switch

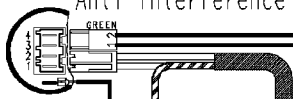


132.12620/



124.93314/

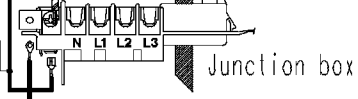
Anti-interference filter



132.12745/

Earth

124.11050/



Junction box

124.96300/

124.96290/

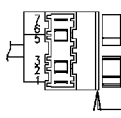
Tub earth

Motor earth

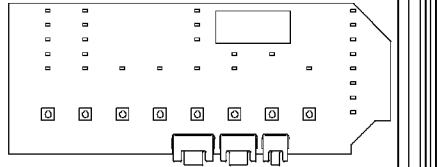
Heating element earth

132.12630/

Programme selector



USER INTERFACE BOARD



132.12808/

124.93311/

Prewash valve
Wash valve

