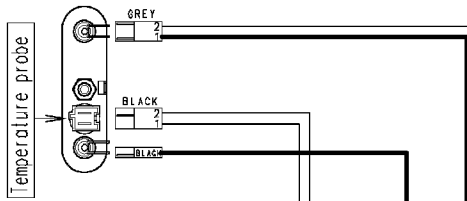
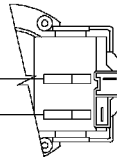
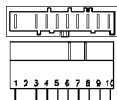


Door safety interlock

Heating elements



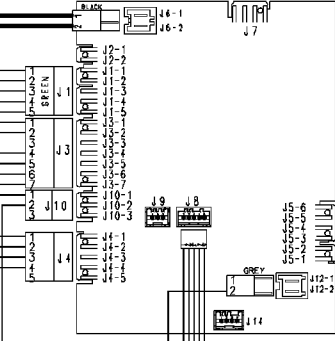
Motor



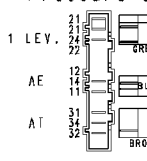
Drain pump

132.12672/

MAIN ELECTRONIC BOARD

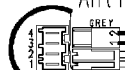


Pressure switch



132.12620/

Anti-interference filter

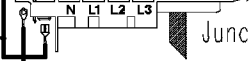


132.12745/

Earth

124.11050/

124.34040/



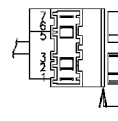
Junction box

Tub earth

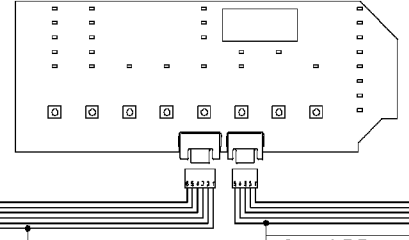
Heating element earth

Motor earth

Programme selector



USER INTERFACE BOARD



132.12808/

124.93311/

132.12630/

Prewash valve

Wash valve

