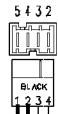
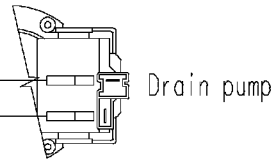
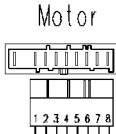
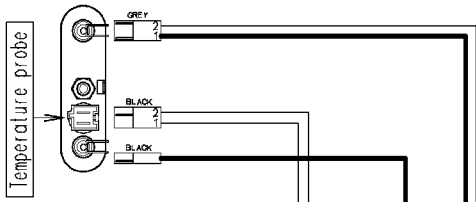
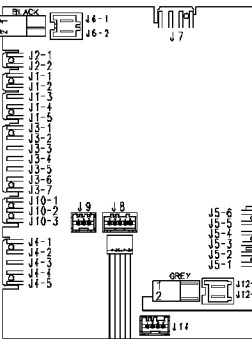


Heating elements (washing)

Door safety interlock

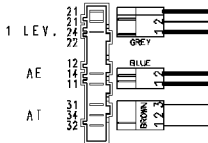


MAIN ELECTRONIC BOARD



132.12602/

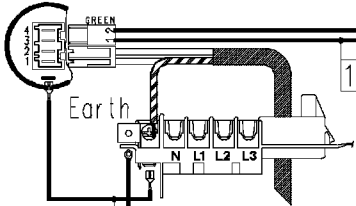
Pressure switch



132.12622/

132.12651/

Anti-interference filter



132.12734/

124.11050/

Junction box

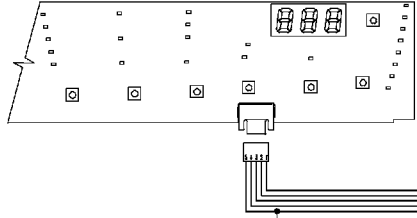
124.34040/

Tub earth

Heating element earth

Motor earth

USER INTERFACE BOARD



124.93315/

ON-OFF button



37928556/

Pilot lamp

132.12632/

Prewash valve

Wash valve

