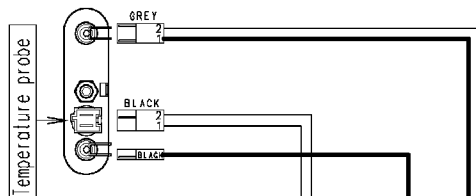
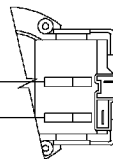
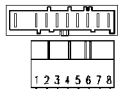


Door safety interlock

Heating elements



Motor

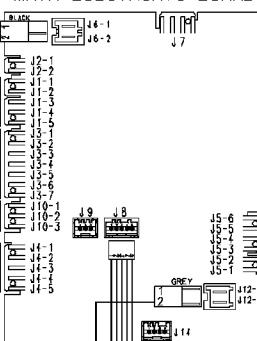


Drain pump

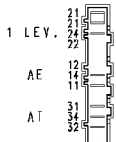
132.12671/

132.12600/

MAIN ELECTRONIC BOARD

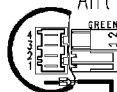


Pressure switch



132.12620/

Anti-interference filter



132.12742/

Earth

124.11050/

124.34040/

Tub earth

Heating element earth

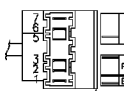
Motor earth

Prewash valve

Wash valve

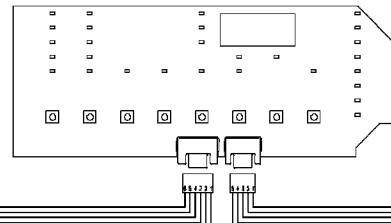


Programme selector



132.12631/

USER INTERFACE BOARD



124.93313/

124.93311/

