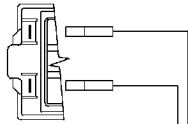
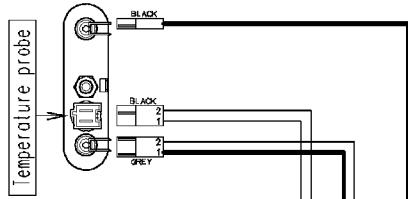


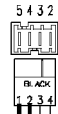
Heating elements

Recirculation pump

Door safety interlock



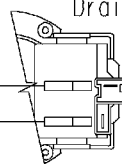
Door locked lamp



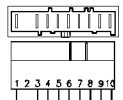
132.12760/

37928593/

Drain pump



Motor

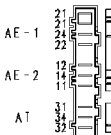


132.12613/

MAIN ELECTRONIC BOARD

EWM2000 EVO WM

Pressure switch



132.12752/

Analogic pressure level



132.12801/

132.12672/

Anti-interference filter



132.12744/

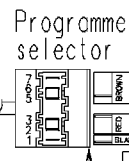
USER INTERFACE BOARD

Earth



124.11050/

Junction box



Programme selector

132.12808/

124.93311/

124.34042/

Tub earth

Motor earth

Heating element earth

132.12630/

Prewash valve

Wash valve

