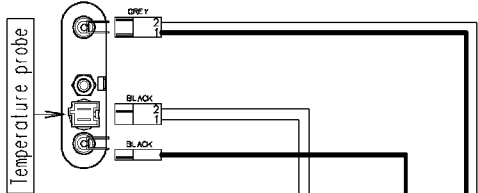
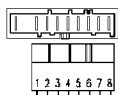


Heating elements (washing)

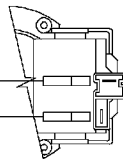
Door safety interlock



Motor



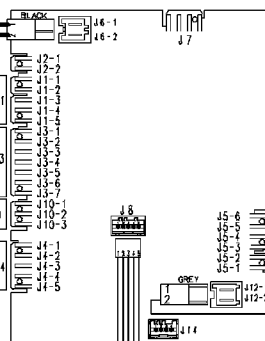
132.12600/



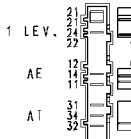
Drain pump

132.12652/

MAIN ELECTRONIC BOARD

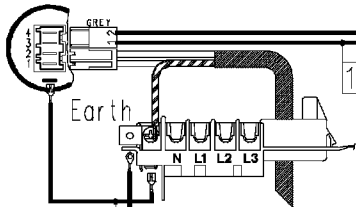


Pressure switch



132.12620/

Anti-interference filter



132.12730/

124.11050/

124.34040/

Junction box

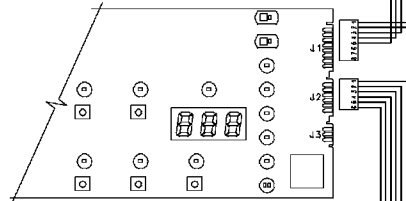
Tub earth

Heating element earth

Motor earth

132.12806/

USER INTERFACE BOARD



124.80380/

132.02791/

Programme selector

132.12630/

124.93313/

Prewash valve

Wash valve

