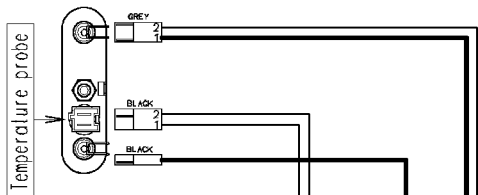
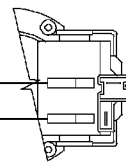
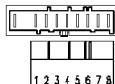


Heating elements (washing)

Door safety interlock



Motor

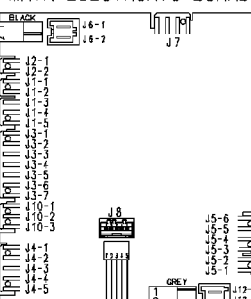


Drain pump

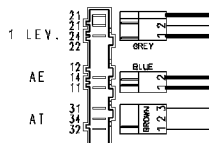
132.12652/

132.12600/

MAIN ELECTRONIC BOARD

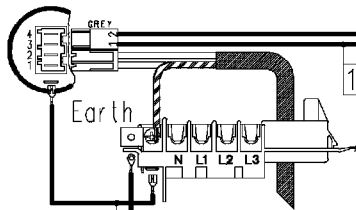


Pressure switch



132.12620/

Anti-interference filter



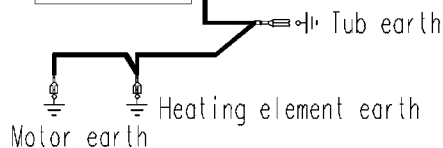
132.12730/

132.12806/

124.11050/

Junction box

124.34040/



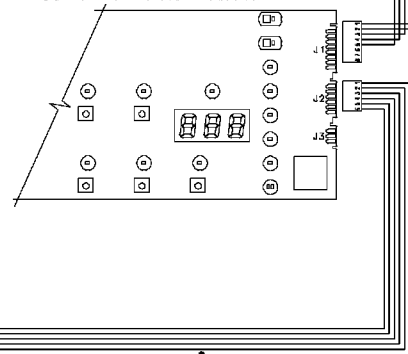
124.80380/

132.02791/

Programme selector

132.12631/

USER INTERFACE BOARD



124.93313/

Prewash valve

Wash valve

