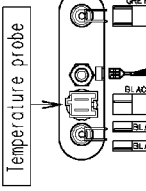


Door safety interlock

5 4 3 2
BLACK 1 2 3 4

132.24000/

Heating elements



Recirculation pump

132.24021/

132.24061/

Drain pump

132.12809/

EXTERNAL MOTOR CONTROL BOARD

Motor

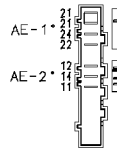
132.24010/

MAIN ELECTRONIC BOARD

EWM3000NEW
-WM-

Pressure switch

132.24031/



Analogic pressure level



132.12801/

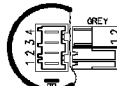
132.24092/

Wash valve
Prewash valve
Bleaching valve

132.12640/

132.12806/

Anti-interference filter



132.24105/

Programme selector



132.12805/

USER INTERFACE BOARD

124.11050/

Junction box

124.96302/