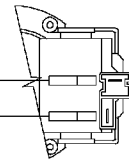
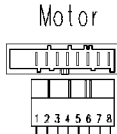
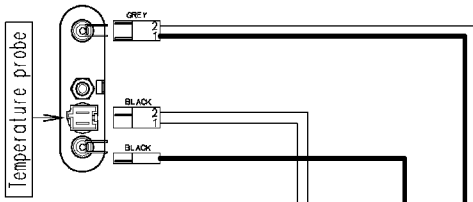


Heating elements (washing)

Door safety interlock



Drain pump

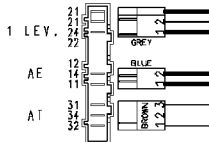
132.13060/



132.13020/

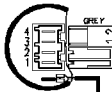
MAIN ELECTRONIC BOARD

Pressure switch



132.13030/

Anti-interference filter

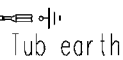


132.13070/

124.11050/

Earth

132.13000/

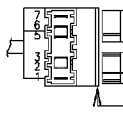


Tub earth

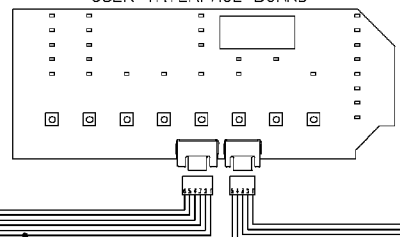
Motor earth

Heating element earth

Programme selector



USER INTERFACE BOARD



124.93313/

124.93318/

132.13010/

Prewash valve

Wash valve

