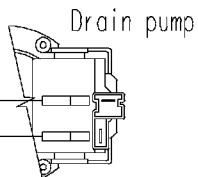
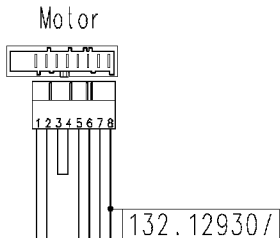

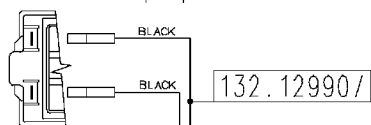
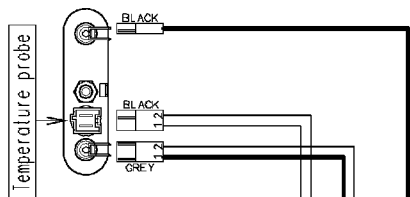


Heating elements

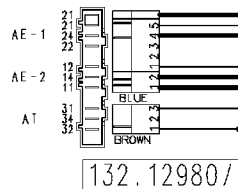
Recirculation pump

Door safety interlock

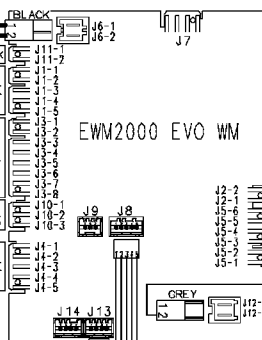
Door locked lamp




Pressure switch



MAIN ELECTRONIC BOARD

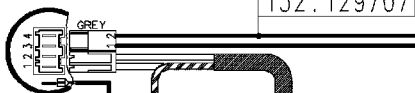


Analogic pressure level

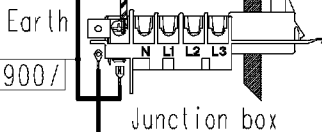


132.12960/

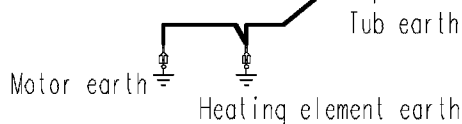
Anti-interference filter



132.12900/



132.12910/

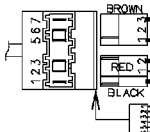


Prewash valve  
Wash valve



132.12950/

Programme selector



132.12921/

132.12922/

