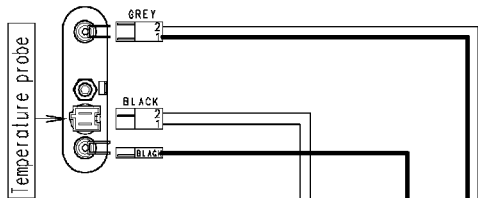
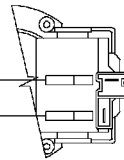
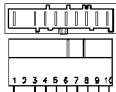


Door safety interlock

Heating elements



Motor

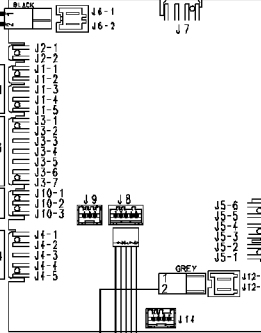


Drain pump

132.12671/




MAIN ELECTRONIC BOARD



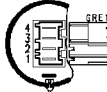
132.12610/

Pressure switch

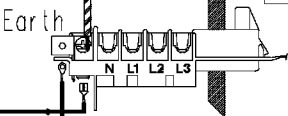


132.12620/

Anti-interference filter



132.12742/



124.11050/

Junction box

124.96300/

124.96290/

Motor earth

Heating element earth

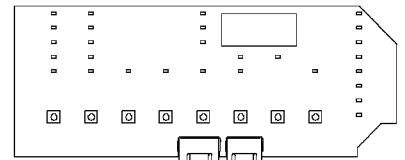
Tub earth

132.12630/

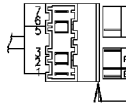
Prewash valve  
Wash valve



USER INTERFACE BOARD



Programme selector



124.93313/

124.93311/