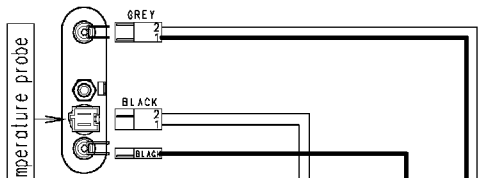
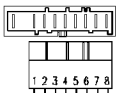


Door safety interlock

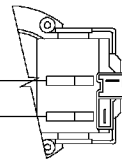
Heating elements



Motor



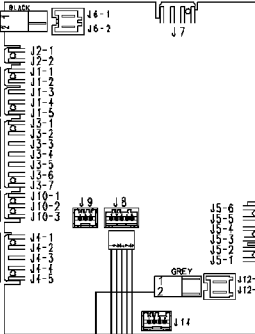
132.12600/



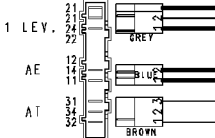
Drain pump

132.12671/

MAIN ELECTRONIC BOARD

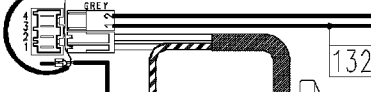


Pressure switch



132.12620/

Anti-interference filter

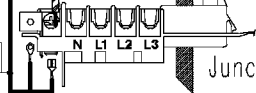


132.12742/

Earth

124.11050/

124.34040/



Junction box

Tub earth

Heating element earth

Motor earth

132.12630/

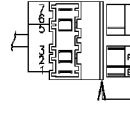
Prewash valve

Wash valve



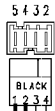
USER INTERFACE BOARD

Programme selector



124.93313/

124.93311/



54 32  
BLACK  
12 34