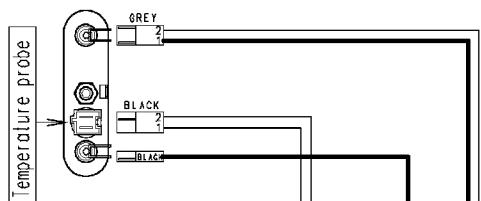


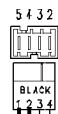
Door safety interlock

Heating elements

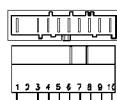


Door locked lamp

37928592/



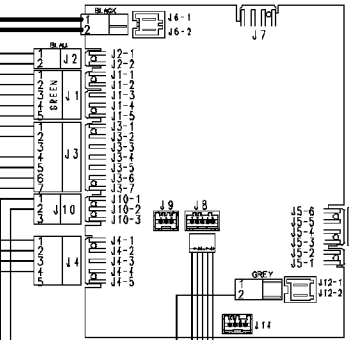
Motor



Drain pump

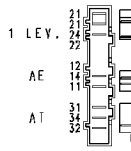
132.12672/

MAIN ELECTRONIC BOARD



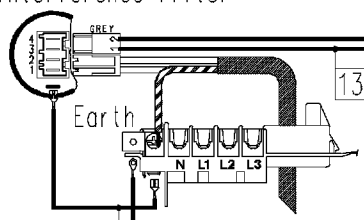
132.12610/

Pressure switch



132.12620/

Anti-interference filter



132.12745/

124.11050/

Junction box

124.96300/

124.96290/

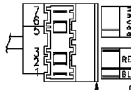
Tub earth

Motor earth

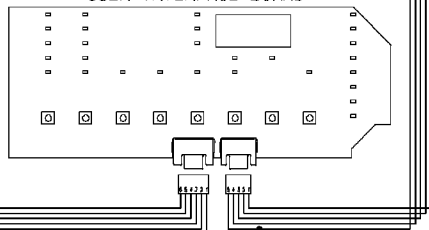
Heating element earth

132.12630/

Programme selector



USER INTERFACE BOARD



132.12808/

124.93311/

Prewash valve  
Wash valve

