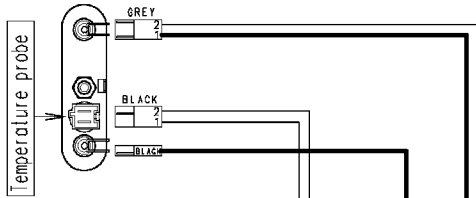
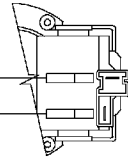
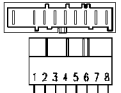


Door safety interlock

Heating elements



Motor

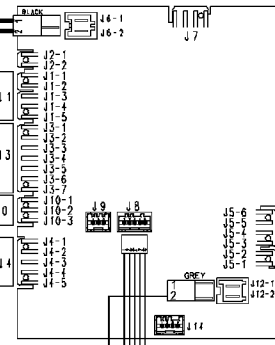


Drain pump

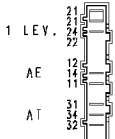
132.12600/

132.12672/

MAIN ELECTRONIC BOARD

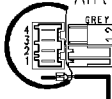


Pressure switch



132.12620/

Anti-interference filter

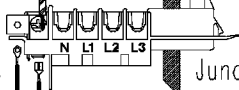


132.12745/

Earth

124.11050/

124.34040/



Junction box

Tub earth

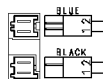
Heating element earth

Motor earth

132.12630/

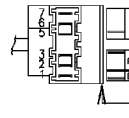
Prewash valve

Wash valve



USER INTERFACE BOARD

Programme selector



132.12808/

124.93311/

