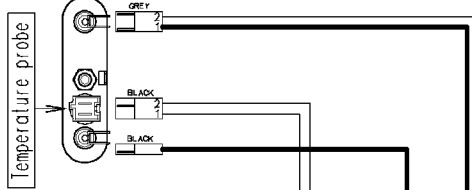


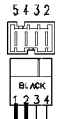
Heating elements (washing)

Door safety interlock



Door locked lamp

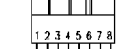
37928592 /



Motor

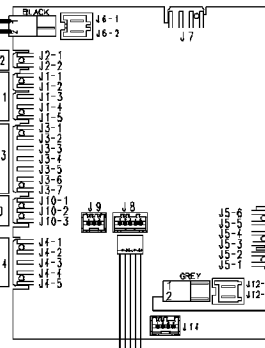
Drain pump

132.12711 /



MAIN ELECTRONIC BOARD

132.12600 /



Pressure switch



132.12620 /

Anti-interference filter

132.12732 /

124.11050 /

124.34040 /

Earth

Junction box

USER INTERFACE BOARD

124.93311 /

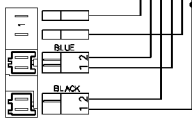
ON-OFF button

37928556 /

Pilot lamp

132.12640 /

Wash valve  
 Prewash valve  
 Bleaching valve



Motor earth

Heating element earth

Tub earth