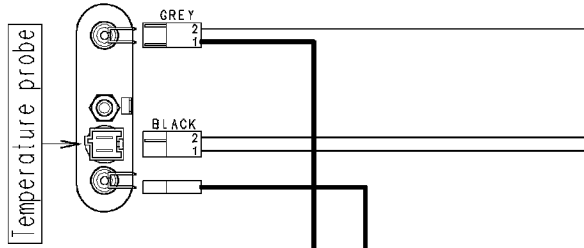
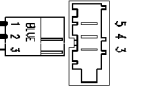


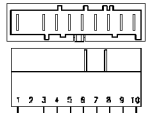
Heating elements



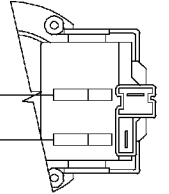
Door safety interlock



Motor



Drain pump



132. 12302/

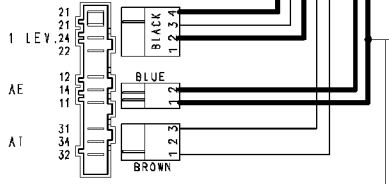
132. 12362/

132. 12332/

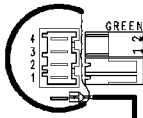
132. 12310/

132. 12320/

Pressure switch

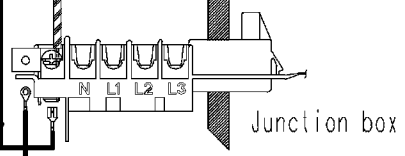


Anti-interference filter

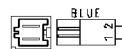


Earth

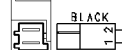
124. 11050/



Prewash valve



Wash valve



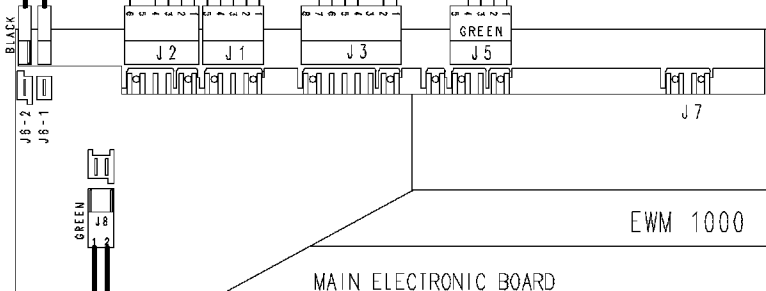
124. 96290/

124. 96300/

Motor earth

Heating element earth

Tub earth



MAIN ELECTRONIC BOARD

EWM 1000