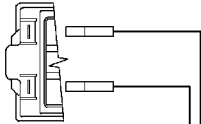
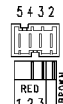


Recirculation pump

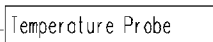


124.96177/

Door safety interlock

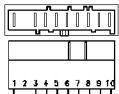


Heating elements (washing)

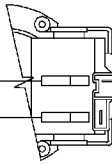


Temperature Probe

Motor



Drain pump



WIRES ORANGE

MAIN ELECTRONIC BOARD

Analogic pressure level

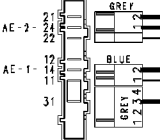


124.96357/

Air chamber on tub

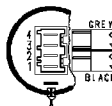
132.12500/

Pressure switch



WIRES ORANGE

Anti-interference filter



132.12510/

124.12011/

ON-OFF button



37928556/

Pilot lamp

124.11050/

Earth



Junction box

124.96290/

Tub earth

124.96300/

Motor earth

Heating element earth

132.02028/

124.93311/

USER INTERFACE BOARD

132.02035/

Prewash valve

Wash valve

