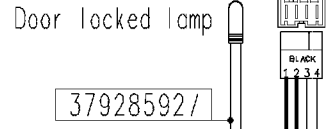
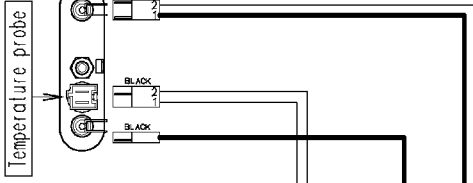
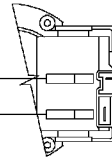
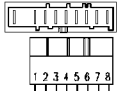


Heating elements (washing)

Door safety interlock



Motor

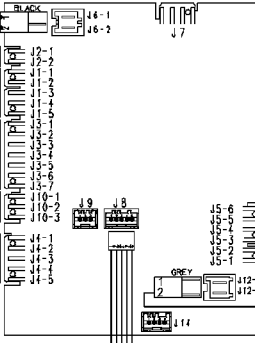


Drain pump

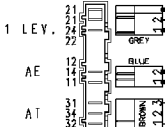
132.12600/

132.12650/

MAIN ELECTRONIC BOARD

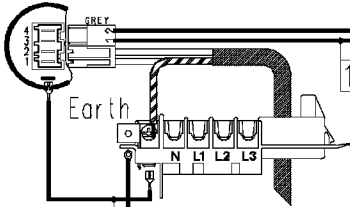


Pressure switch



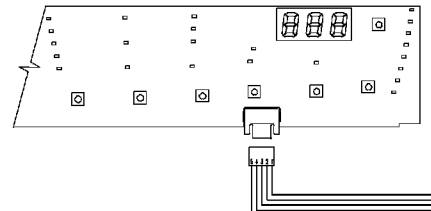
132.12620/

Anti-interference filter



132.12732/

USER INTERFACE BOARD



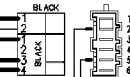
124.93311/

124.11050/

124.34040/

Junction box

ON-OFF button



37928556/

Pilot lamp

132.12630/

Motor earth

Heating element earth

Prewash valve

Wash valve

