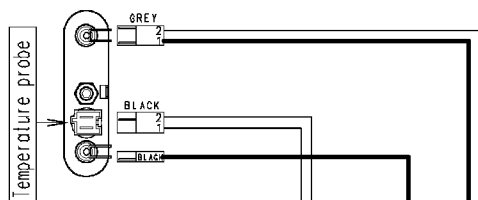
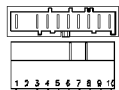


Door safety interlock

Heating elements



Motor



132.12610/

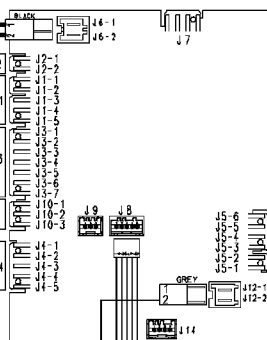
Door locked lamp

37928592/


Drain pump

132.12672/

MAIN ELECTRONIC BOARD

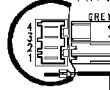


Pressure switch



132.12620/

Anti-interference filter

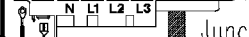


132.12745/

Earth

124.11050/

124.34040/



Junction box

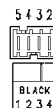
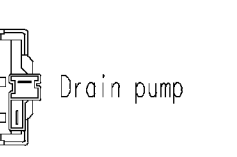
Tub earth

Heating element earth

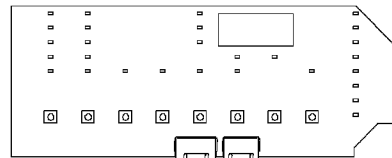
Motor earth

132.12630/

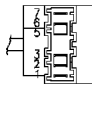
Prewash valve  
Wash valve



USER INTERFACE BOARD



Programme selector



132.12808/

124.93311/