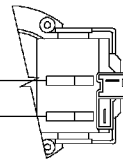
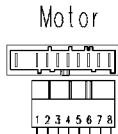
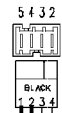
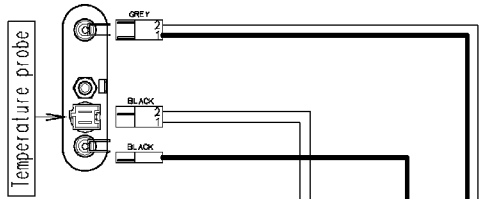


Heating elements (washing)

Door safety interlock



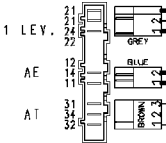
Drain pump

132.12650/

132.12600/

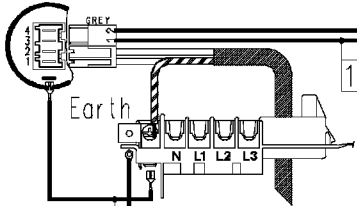
MAIN ELECTRONIC BOARD

Pressure switch



132.12620/

Anti-interference filter



132.12732/

124.11050/

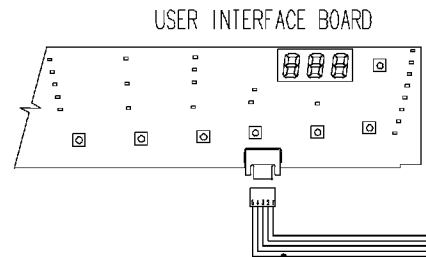
124.34040/

Junction box

Tub earth

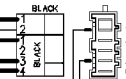
Heating element earth

Motor earth



124.93311/

ON-OFF button



37928556/

Pilot lamp

132.12630/

Prewash valve
Wash valve

