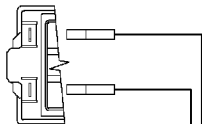
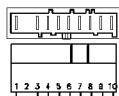


Recirculation pump

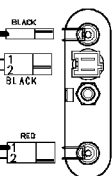


124.96170/

Motor

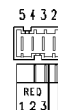


Heating elements (washing)



Temperature Probe

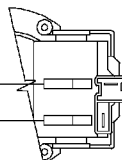
Door safety interlock



Door locked lamp

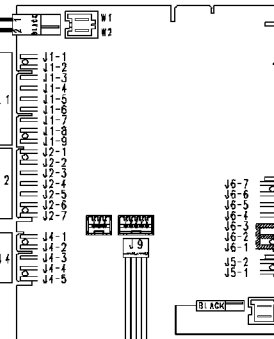
37928541/

Drain pump



WIRES ORANGE

MAIN ELECTRONIC BOARD



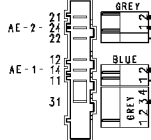
Analogic pressure level

124.96350/

Air chamber on tub

132.02007/

Pressure switch



WIRES ORANGE

Anti-interference filter

132.02662/

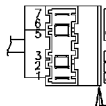


Earth

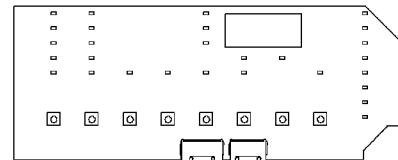
124.11050/

Junction box

Programme selector



USER INTERFACE BOARD



124.34040/

Tub earth

124.93313/

124.93311/

Motor earth

Heating element earth

132.02031/

Prewash valve

Wash valve

