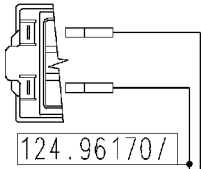
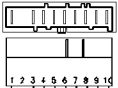


Recirculation pump



124.96170/

Motor



Analogue pressure level

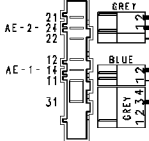


124.96350/

Air chamber on tub

132.02001/

Pressure switch



Anti-interference filler

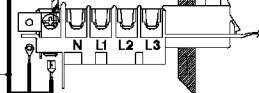


132.02012/

Earth

124.11050/

Junction box



ON-OFF button



37928574/

Pilot lamp



124.34040/

Motor earth

Heating element earth

Wash valve BLACK  
Prewash valve WHITE  
Bleaching valve GREEN



WIRES BLUE

Door safety interlock



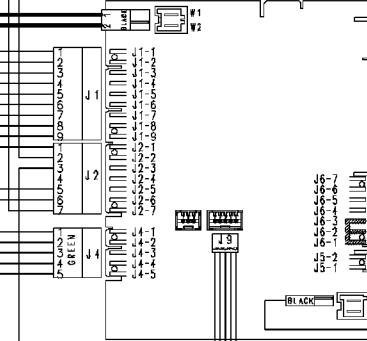
Door locked lamp

37928541/

Drain pump

WIRES ORANGE

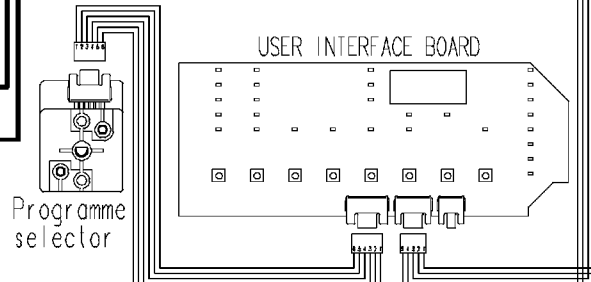
MAIN ELECTRONIC BOARD



WIRES ORANGE

132.02021/

USER INTERFACE BOARD



124.93313/

124.93311/

124.96420/