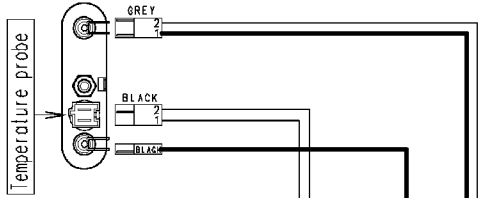
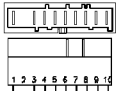


Door safety interlock

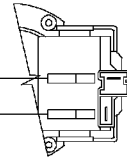
Heating elements



Motor



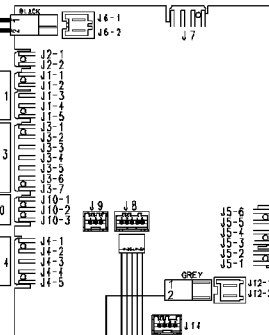
132.12610/



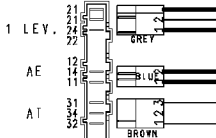
Drain pump

132.12672/

MAIN ELECTRONIC BOARD

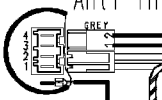


Pressure switch



132.12620/

Anti-interference filter



132.12745/

Earth

124.11050/

124.34040/

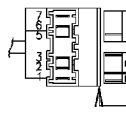
Junction box

Tub earth

Heating element earth

Motor earth

Programme selector



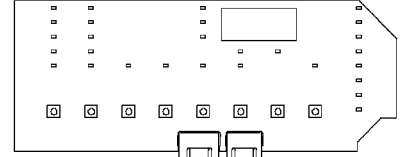
132.12630/

Prewash valve

Wash valve



USER INTERFACE BOARD



132.12805/

124.93311/

