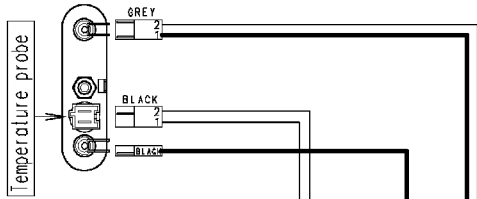
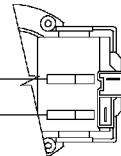
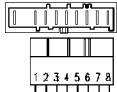


Door safety interlock

Heating elements



Motor

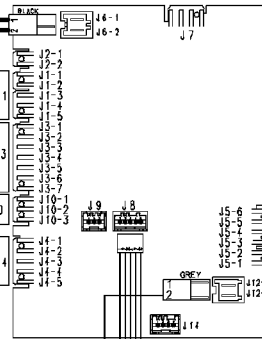


Drain pump

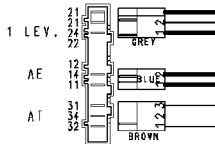
132.12672/

132.12600/

MAIN ELECTRONIC BOARD

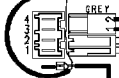


Pressure switch



132.12620/

Anti-interference filter



132.12745/

Earth

124.11050/

124.34040/

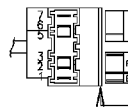
Junction box

Tub earth

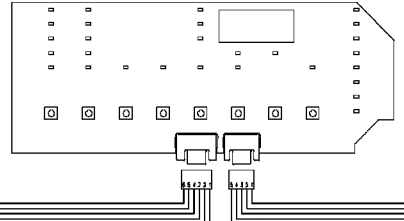
Heating element earth

Motor earth

Programme selector



USER INTERFACE BOARD



132.12805/

124.93311/

132.12630/

Prewash valve  
Wash valve

