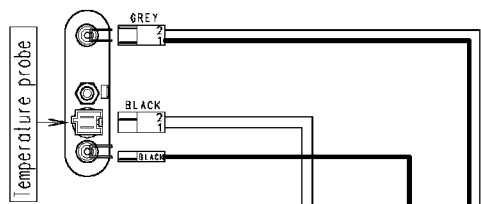


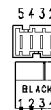
Door safety interlock

Heating elements

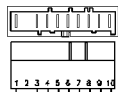


Door locked lamp

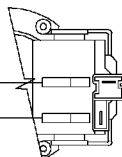
37928592/



Motor

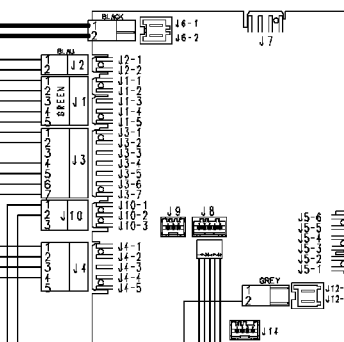


Drain pump



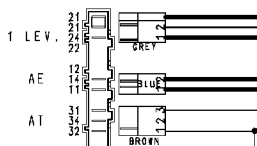
132.12672/

MAIN ELECTRONIC BOARD



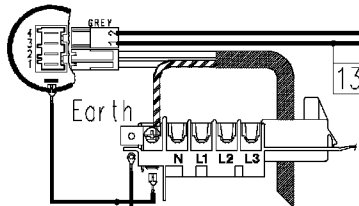
132.12610/

Pressure switch



132.12620/

Anti-interference filter



132.12745/

124.11050/

Junction box

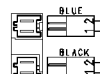
124.96300/

124.96290/

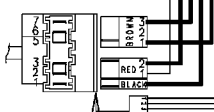
Motor earth

Heating element earth

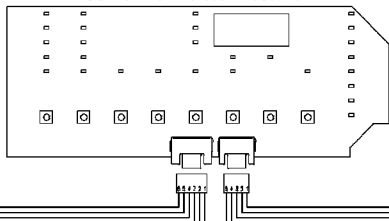
Prewash valve  
Wash valve



Programme selector



USER INTERFACE BOARD



132.12805/

124.93311/

132.12630/