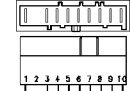


Recirculation pump

124.96170/

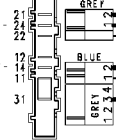
Motor



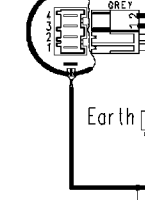
Analogue pressure level

Air chamber on tub

Pressure switch



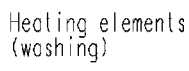
Anti-interference filter



Junction box

124.96300/

Heating elements (washing)



Temperature Probe

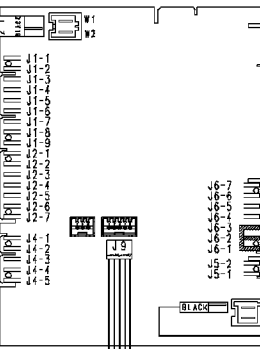
WIRES ORANGE

Door locked lamp

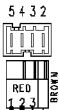
37928541/

Drain pump

MAIN ELECTRONIC BOARD



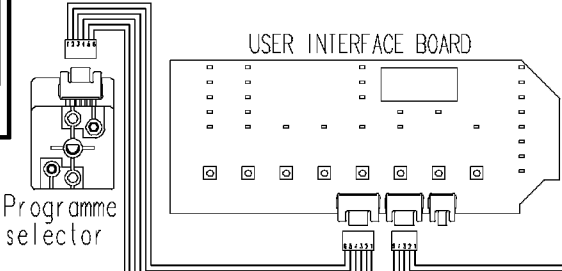
Door safety interlock



WIRES ORANGE

132.02021/

USER INTERFACE BOARD



Programme selector

124.93313/

124.93311/

ON-OFF button

37928556/
37928574/

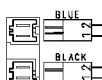
Pilot lamp

124.96290/

Motor earth

Heating element earth

Prewash valve
Wash valve



132.02031/