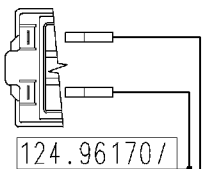


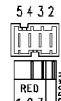
Recirculation pump

Door safety interlock

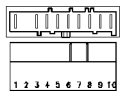


Temperature Probe

Heating elements (washing)



Motor



Drain pump

WIRES ORANGE

MAIN ELECTRONIC BOARD

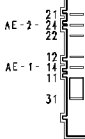
Analogic pressure level

124.96350/

Air chamber on tub

132.02001/

Pressure switch



WIRES ORANGE

132.02021/

Anti-interference filter

132.02012/

Earth

124.11050/

Junction box

ON-OFF button

37928556/

Pilot lamp

124.34040/

Programme selector

USER INTERFACE BOARD

124.93313/

124.93311/

Motor earth

Heating element earth

132.02031/

Prewash valve

Wash valve

