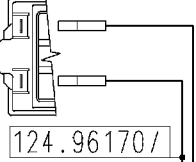
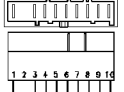


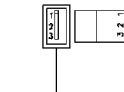
Recirculation pump



Motor



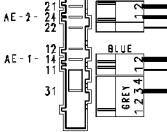
Analogue pressure level



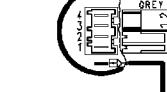
Air chamber on tub



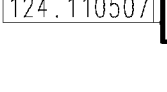
Pressure switch



Anti-interference filter



Earth

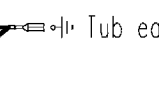


Junction box

ON-OFF button



Pilot lamp



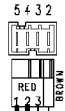
Motor earth

Heating element earth

Temperature Probe

Heating elements (washing)

Door safety interlock



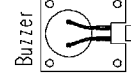
WIRES ORANGE

MAIN ELECTRONIC BOARD

WIRES ORANGE

132.02021/

124.96420/



USER INTERFACE BOARD

Programme selector

124.93314/

124.93313/

124.93311/

- Wash valve BLACK
- Prewash valve WHITE
- Bleaching valve GREEN

WIRES BLUE