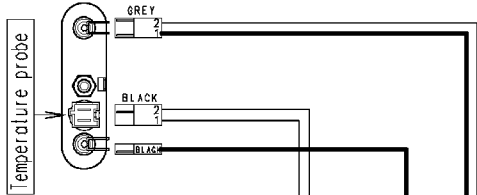
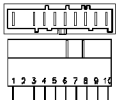


Door safety interlock

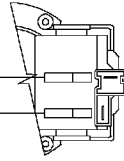
Heating elements



Motor

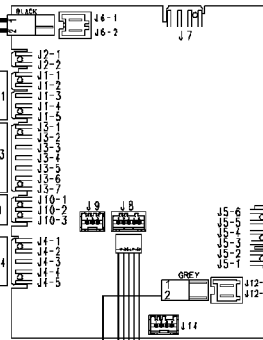


Drain pump



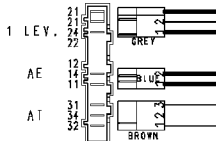
132.12671/

MAIN ELECTRONIC BOARD



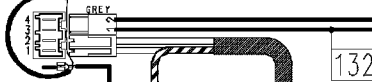
132.12610/

Pressure switch



132.12620/

Anti-interference filter



132.12742/

Earth

124.11050/

124.34040/

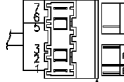
Junction box

Tub earth

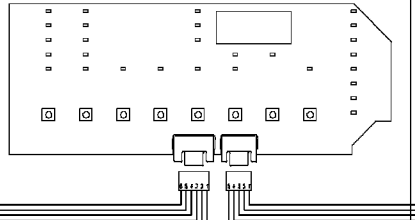
Heating element earth

Motor earth

Programme selector



USER INTERFACE BOARD



124.93313/

124.93311/

132.12630/

Prewash valve

Wash valve

