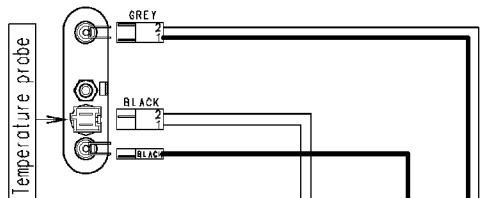
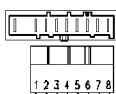


Door safety interlock

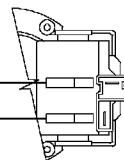
Heating elements



Motor



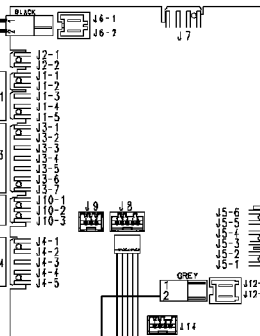
132.12600/



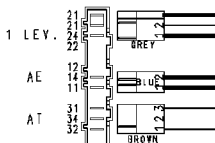
Drain pump

132.12671/

MAIN ELECTRONIC BOARD



Pressure switch



132.12620/

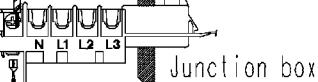
Anti-interference filter



132.12742/

Earth

124.11050/  
124.34040/



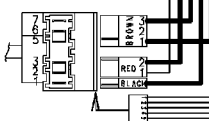
Junction box

Tub earth

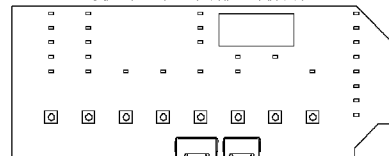
Heating element earth

Motor earth

Programme selector



USER INTERFACE BOARD



124.93313/

124.93311/

132.12630/

Prewash valve  
Wash valve

