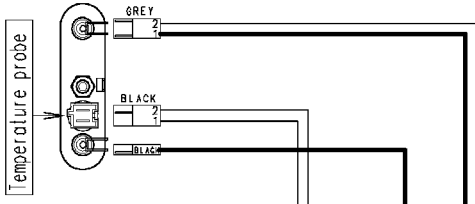
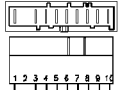


Door safety interlock

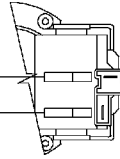
Heating elements



Motor

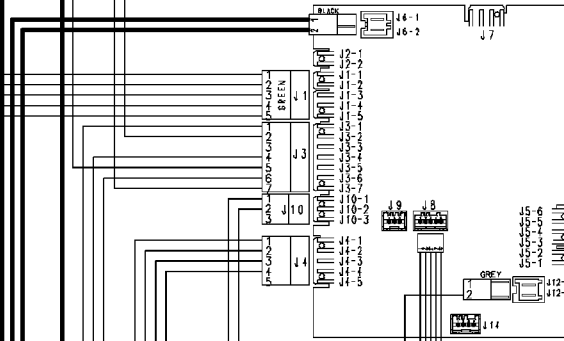


Drain pump



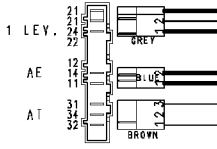
132.12671/

MAIN ELECTRONIC BOARD



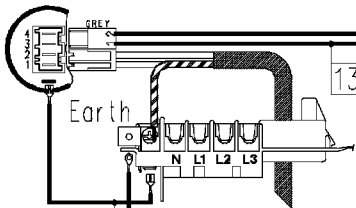
132.12610/

Pressure switch



132.12620/

Anti-interference filter



132.12742/

124.11050/

Junction box

124.96300/

124.96290/

Tub earth

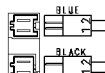
Motor earth

Heating element earth

132.12630/

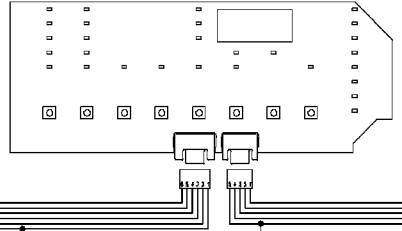
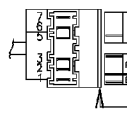
Prewash valve

Wash valve



USER INTERFACE BOARD

Programme selector



124.93313/

124.93311/

