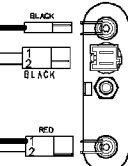
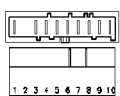
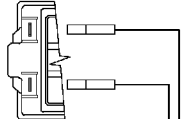


Motor

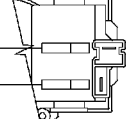


Heating elements (washing)

Recirculation pump

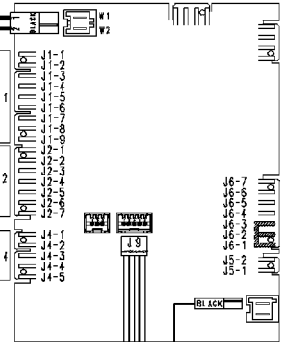


Drain pump



WIRES ORANGE

MAIN ELECTRONIC BOARD



Door safety interlock



Door locked lamp

37928549/

124.96171/

Analogic pressure level

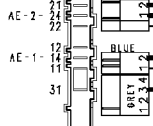


124.96351/

Air chamber on tub

132.02000/

Pressure switch



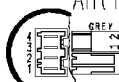
Pressure switch

WIRES ORANGE

132.02020/

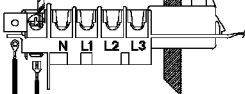
Anti-interference filter

132.02010/



Junction box

Earth



124.11050/

124.34040/

ON-OFF button



37928556/

Pilot lamp



Tub earth

Motor earth

Heating element earth

Prewash valve

Wash valve



USER INTERFACE BOARD

124.93315/

132.02030/

