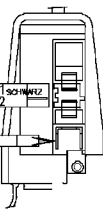
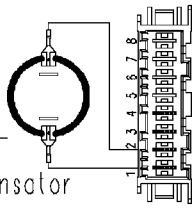


Klemmleiste+  
Funkentstörfilter



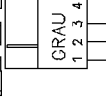
L1  
N1  
Erdung

Motor-  
Kondensator

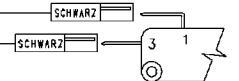


Motor

125.44740/



Tür-Schalter  
(untere Tür)

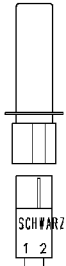


Drum sensor

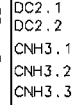




125.44680/

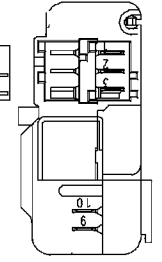
Temperaturfühler



LEISTUNGS-MODUL



DC2 . 1  
DC2 . 2  
CNH3 . 1  
CNH3 . 2  
CNH3 . 3



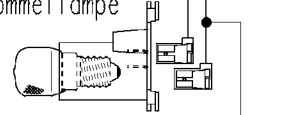
Türschalter

125.43660/

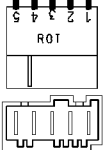
125.44670/

125.44660/

Trommellampe



125.43680/



Heizelement Niveau-Schalter

